

The Shoppes at North Brunswick

650 Shoppes Boulevard
North Brunswick, NJ 08902



LEASING AVAILABILITY:

- 3,000-10,444 SF available

PROPERTY OVERVIEW:

Premium Lifestyle Center with over 35 national brands including fast casual and sit-down restaurants, retailers, fitness centers, and 2nd floor offices.

The property is located in a highly prominent location along Route 1, the main north/south thoroughfare running through North Brunswick, providing access to the NJ Turnpike, Garden State Parkway and I-287.

Layout:

42 tenant spaces ranging in size up to 10,000 SF.

Neighborhood:

Minutes from Rutgers University New Brunswick Campus. Surrounded by a densely populated trade area.

Ideal for:

Eateries, fitness spaces, office, & retail shops.

DEMOGRAPHICS:

Radius	Population	Median HH Income	Median Age
3 mile	133,000	\$ 67,000.00	32
5 mile	266,000	\$ 81,000.00	34
8 mile	510,000	\$ 92,000.00	36



Kevin Pelio

Executive Vice President
Broker Associate, NJ & NY
kpelio@azariangroup.com
201-444-9888 x 103

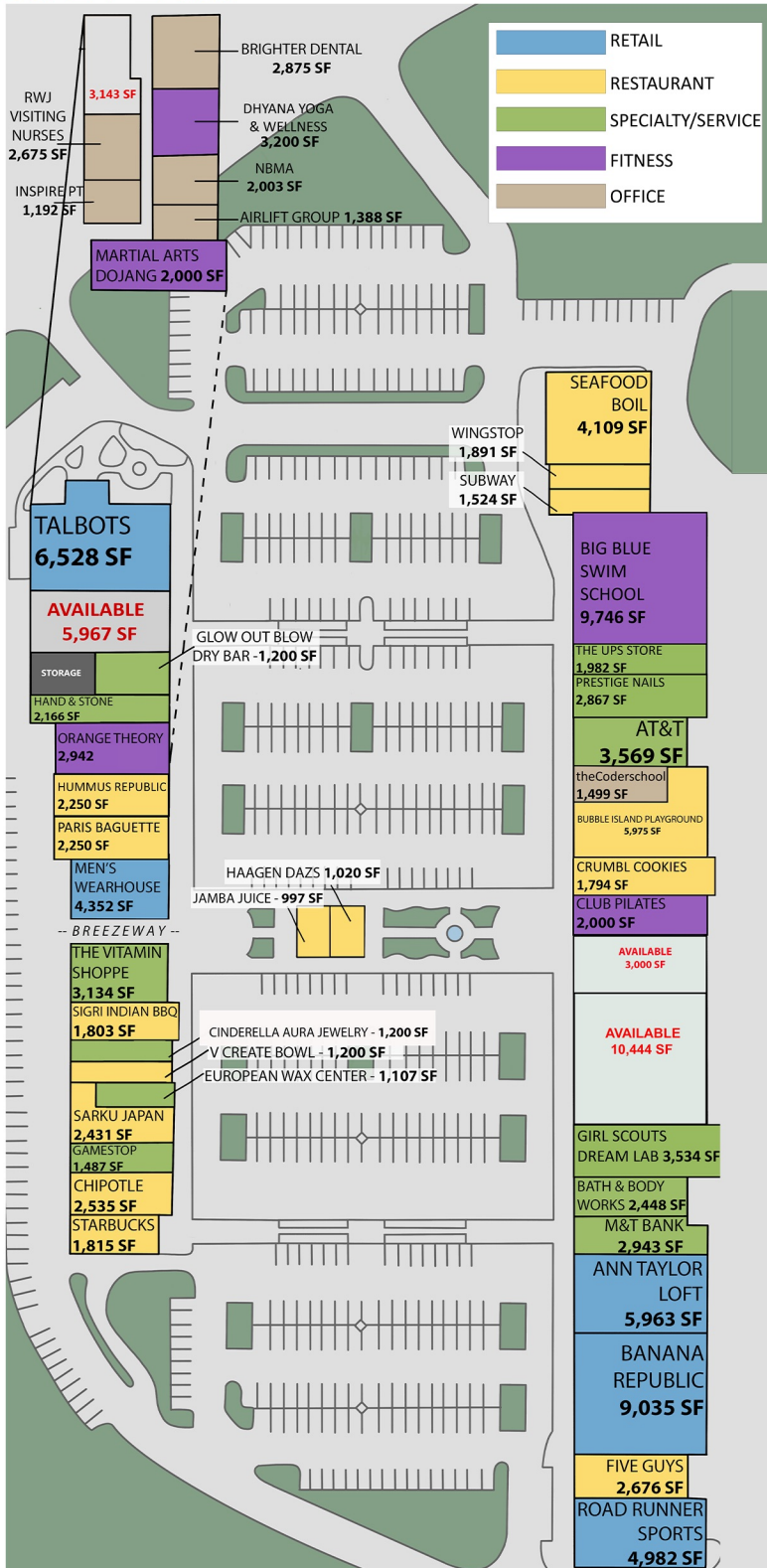


The Shoppes at North Brunswick

650 Shoppes Boulevard
North Brunswick, NJ 08902



SITE PLAN:



TENANTS INCLUDE:



Kevin Pelio

Executive Vice President
Broker Associate, NJ & NY
kpelio@azariangroup.com
201-444-9888 x 103



The Shoppes at North Brunswick

650 Shoppes Boulevard
North Brunswick, NJ 08902



NEIGHBORING TENANTS



Kevin Pelio

Executive Vice President
Broker Associate, NJ & NY
kpelio@azariangroup.com
201-444-9888 x 103



The Shoppes at North Brunswick

650 Shoppes Boulevard
North Brunswick, NJ 08902



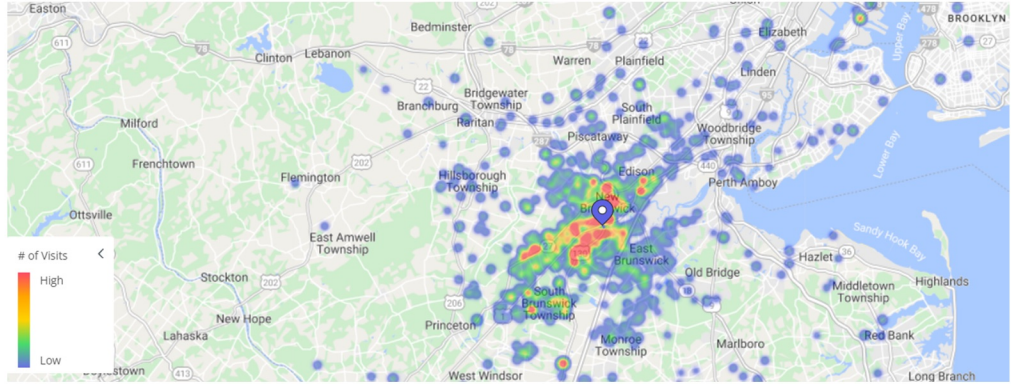
AZARIAN
REALTY CO.

SHOPPER DEMOGRAPHICS

Trade Area

- Middlesex County
- North Brunswick
 - New Brunswick
 - East Brunswick
 - Edison
 - South Brunswick

Avg. Shopper Household Income:
200K-215K

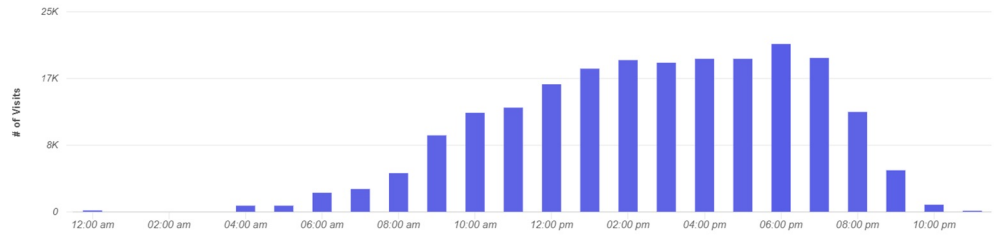


Hourly Visits

Busiest Hours:

- 6:00 PM (21k)*
- 7:00 PM (19.2k)*
- 5:00 PM (19.1k)*
- 4:00 PM (19.1k)*

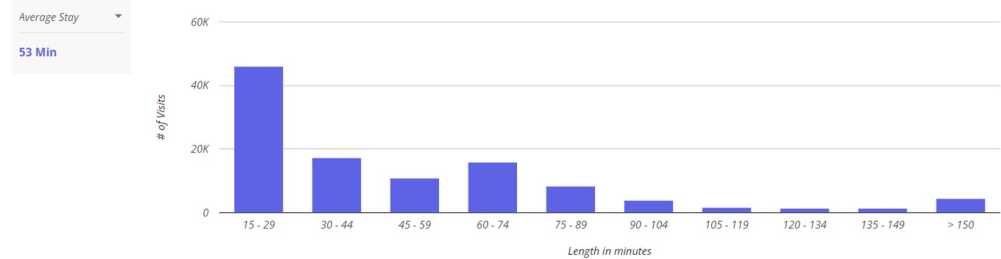
*Based on avg. weekly visits.



Duration of Visits

Average Stay:
53 Minutes

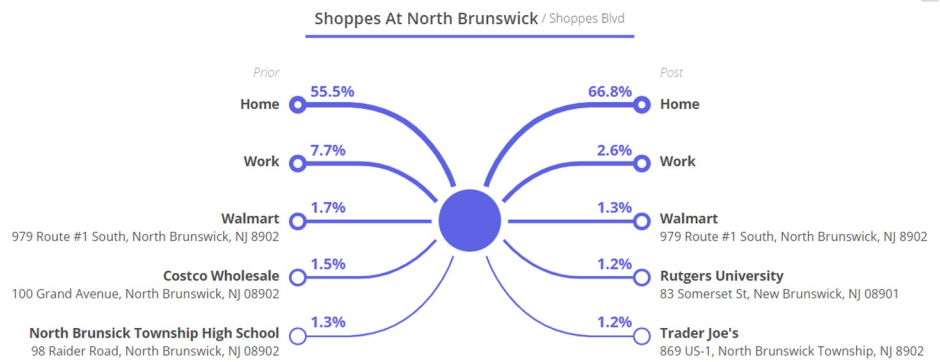
Average Weekly Visits:
30k



Visitor Journey

55.5% of visitors travel from home and 66.5% of visitors return home after shopping.

12.2% of visitors come from a nearby location (work, school, or another business.)



Demographics via Placer.ai, 2022

AREA DEMOGRAPHICS

Radius	Population	Median HH Income	Median Age
3 mile	133,000	\$ 67,000.00	32
5 mile	266,000	\$ 81,000.00	34
8 mile	510,000	\$ 92,000.00	36